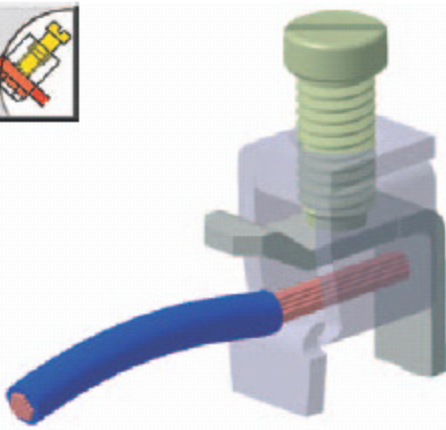



Clamping yoke connection socket connectors

Omnimate Range
Pitch 3.50 / 3.81

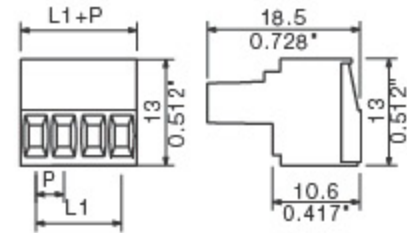



BL 3.5



- 0.08 – 1.5 mm² (IEC) / 28 – 14 AWG (UL)
- 160 V (IEC) / 300 V (UL)
- 15 A (IEC) / 10 A (UL)

BL 3.5/180



The screw clamping yoke is the most popular and widely used cable connection method worldwide. The security of the cable is vital for every application, and the Weidmüller clamping yoke design has proven its reliability for millions of connections in hundreds of thousands of applications over the last 40 years.

The best and most reliable cable connection mechanisms use the best materials for the mechanical and electrical functions: steel parts for strength and security, brass or copper parts for conductivity.

The Weidmüller clamping yoke and screw are made from hardened steel and are zinc-chrome plated to prevent corrosion.

The current carrying bar/pins are made from a tin plated copper alloy.

High contact force is only effective if it is continuous.

When the clamping screw is turned, the Weidmüller clamping yoke rises in the component housing until the cable is firmly held between the current-bar and clamping yoke.

Further turning of the screw achieves the optimum torque level according to DIN EN 60 999. At the point of maximum permitted torque, the upper thread-overlap of the yoke opens causing a locking action to be exerted on the screw.

A maintenance-free and continuous torque is thus achieved.

Technical data

Rated data acc. to IEC 664-1 / VDE 0110 (4.97)			
Clamping range, max.	mm ²	0.08... 1.50	
Solid H05(07) V-U	mm ²	0.50... 1.50	
Stranded H07 V-R	mm ²		
Flexible H05(07) V-K	mm ²	0.50... 1.50	
Flexible with ferrule	mm ²	0.50... 1.50	
Ferrule with plastic collar	mm ²	0.50... 1.50	
Stripping length	mm	6.0	
Rated current at ambient temperature			
	A	20°C	40°C
		15.0	13.0
Overvoltage category			
		III	III
Pollution severity			
		3	2
Rated voltage	V	160	160
Rated impulse voltage	KV	2.5	2.5
UL 1059 rated data - E60693			
		B	C
Rated voltage	V	300	300
Rated current	A	10.0	10.0
AWG conductor		28-14	
CSA C22.2 rated data - LR12400 B			
		B	C
Rated voltage	V	300	300
Rated current	A	10.0	10.0
AWG conductor		28-14	
Material data			
Type of insulating material		PBT	
Flammability class acc. UL94		V-0	
Contact base material		Cu alloy	
Contact plating		tin plated	

Information

- Additional colours on request
- Gold-plated contact surfaces on request
- Rated current refers to rated cross-section and min. number of poles
- Max. outside diameter of the conductor: 2.9 mm
- ferrule without plastic collar acc. to DIN 46228/1
- Ferrule with plastic collar acc. to DIN 46228/4
- Drawing information P = Pitch

Ordering data

Solder pin length					
Colour		orange	black		
Pitch 3.50 mm					
Poles	L1 mm (inch)	Qty.	Order no.	Order no.	
2	3.50 (0.138)	100	1597360000	1615670000	
3	7.00 (0.276)	100	1597370000	1615680000	
4	10.50 (0.413)	100	1597380000	1615690000	
5	14.00 (0.551)	50	1597390000	1614090000	
6	17.50 (0.689)	50	1597400000	1610180000	
7	21.00 (0.827)	50	1597410000	1610190000	
8	24.50 (0.965)	50	1597420000	1615700000	
9	28.00 (1.102)	50	1597430000	1615710000	
10	31.50 (1.240)	50	1597440000	1610200000	
11	35.00 (1.378)	50	1597450000	1615720000	
12	38.50 (1.516)	50	1597460000	1615730000	
13	42.00 (1.654)	50	1597470000	1615740000	
14	45.50 (1.791)	50	1597480000	1615750000	
15	49.00 (1.929)	50	1597490000	1615760000	
16	52.50 (2.067)	50	1597500000	1615770000	
17	56.00 (2.205)	20	1620290000	1620370000	
18	59.50 (2.343)	20	1620300000	1620380000	
19	63.00 (2.480)	20	1620310000	1620390000	
20	66.50 (2.618)	20	1620320000	1620400000	
21	70.00 (2.756)	20	1620330000	1620410000	
22	73.50 (2.894)	20	1620340000	1620420000	
23	77.00 (3.031)	20	1620350000	1620430000	
24	80.50 (3.169)	20	1620360000	1620440000	